

# Gus is Hot!

# Activity Book

## Answer Key



Page 2 – Activity 1

Audio script

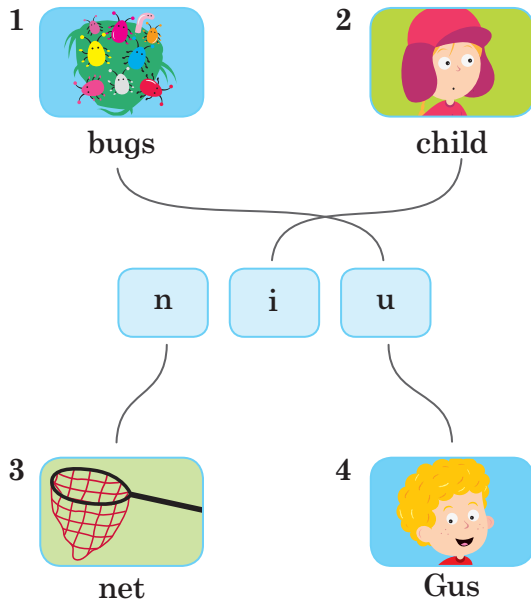
- 1 i, i (as in *Miss*) Miss Tess, Miss Tess
- 2 h, h (as in *hat*) hat, hat
- 3 u, u (as in *bus*) bus, bus
- 4 f, f (as in *face*) face, face

Page 3 – Activity 2

Audio script

- 1 ch, ch (as in *cheeks*) red cheeks, red cheeks
- 2 i, i (as in *child*) child, child
- 3 n, n (as in *net*) net, net

Page 4 – Activity 3



Page 5 – Activity 4

1 Ross



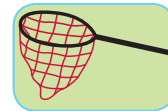
2 Gus



3 Miss Tess



4 net



5 bus



Page 6 – Activity 5

1



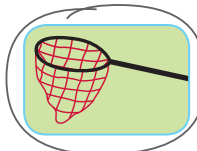
2



3



4



Audio script

- 1 Miss Tess, Miss Tess
- 2 hat, hat
- 3 red cheeks, red cheeks
- 4 net, net

## Page 7 – Activity 6

- 1 Ross
- 2 children
- 3 head
- 4 sit

## Audio script

- 1 Ross, Ross
- 2 children, children
- 3 head, head
- 4 sit, sit

## Page 8 – Activity 7

red  
cheeks

run

hot

hat

children

bugs

Miss  
Tess

head

net

## Page 9 – Activity 8

- 1 bus
- 2 sit
- 3 sun
- 4 face

## Page 10 – Activity 9

- 1 hat
- 2 run
- 3 head
- 4 face
- 5 child

## Page 11 – Activity 10

- 1 ☒
- 2 ☒
- 3 ☒
- 4 ☒
- 5 ☒

## Page 12 – Activity 11

- 1 The sun is **hot**.
- 2 The children are wearing **hats**.
- 3 One **child** has not got a hat.
- 4 Gus cannot **find** his hat.

## Page 13 – Activity 12

- 1 yes
- 2 yes
- 3 no
- 4 yes
- 5 no

## Page 14 – Activity 13

- 1 Miss Tess has got some nets.
- 2 The nets are for the **children**.
- 3 “**Sit** on the bus, children!”
- 4 One **child** is not sitting.

## Audio script

- 1 Miss Tess has got some nets.
- 2 The nets are for the children.
- 3 “Sit on the bus, children.”
- 4 One child is not sitting.

## Page 15 – Activity 14

- 1 Gus’s head is **hot**.
- 2 He has got red **cheeks**.
- 3 **Gus** is not happy.
- 4 “Find your **hat**, Gus!”