


Lesson Plan



It is Lorna's birthday today. There is a party at Lorna's house. It is very noisy! Pablo does not like the noisy party.

CEFR Level Pre-A1

YLE Starters

Text type: modern story

Word count: 200

Lexile measure: 250L

Lesson objectives

Vocabulary focus

Birthday: *party, present*

Adjectives: *happy, noisy, purple, yellow*

Verbs: *come, draw, drive, drop, find, like, open, sing, sit*

General: *car, color, friend, necklace, song*

Grammar focus

Like/doesn't like

Question words: *Where? Who? What? Why?*

How many?

Reading skills

Retelling a story

Cross-curricular connections

Art (designing an invitation)

Music (song)

Resources

Reader

Audio (UK/US) tracks 1, 3

Flashcard download 1–14

Timing: 40–60 minutes

This is to be used as a general guide and will depend on group size, the pace of learning, and the children's language ability.


We would suggest 10 minutes for **Before reading**, 20 minutes for **During reading**, and 10 minutes for **After reading**. Additional time can be used for further activities.

Lesson plan

Before reading

Hide most of the cover of the Reader except for Pablo. Ask: *Who is this boy?* and gradually reveal him. If the children don't know Pablo, say: *This is Pablo*. Reveal the present and the balloons and ask: *Can you guess where he is going?* and elicit or establish that he's going to a birthday party. Show the title, and mime *noisy* by putting your hands over your ears. Point to Pablo and ask: *Does Pablo think the party is noisy?* and elicit *yes*. Ask: *Have you ever been to a party? Was it noisy?*


Ask the children to look at Reader pages 4–5 and go over the characters and the other words. Explain that Mum is Pablo's mum and that Lorna and the other characters are his friends.



Say the characters' names for the children to repeat after you. Ask questions, for example: *Who has long arms? Who can fly?* Use the pictures to give practice with colors. For example: *Who is orange? What colors are the present? How many colors can you see in the necklace?* Award points for correct answers.

During reading

Read out or play the recording of the text (Audio track 1) and ask the children to follow in their books. Every couple of pages, stop and check their understanding. Use the question words *Where? Who? What? Why? How many?* to help the children to retell the story. For example, after Reader pages 10–11, ask: *Where is the party? What does Pablo drop? Why does he drop it?*



Read out or play the story again. This time, ask questions to focus on *like/doesn't like*. For example, ask: *Why does Pablo sit in the car?* Make sure that the children understand the ending, and ask: *Is Pablo happy? Is Lorna happy? Why?*

After reading

Display sentences about events in the story but in the wrong order. Encourage the children to help you arrange the sentences and retell the story correctly.

Divide the class into teams—A and B. Display a question word, for example, *Where?* Give Team A the Flashcard of the party, and ask them to make up a question about it. They should begin with the question word you have displayed, for example: *Where is the party?* Award points for correct questions. If Team B can answer the question correctly, give them points too. Repeat the activity by displaying a different question word and giving another Flashcard to Team B.

Talk about birthday parties with the children. Ask: *Do you like parties? Have you ever had/ been to a birthday party? What did you eat? What games did you play?*

The children can do the following activities to reinforce their understanding of the story:

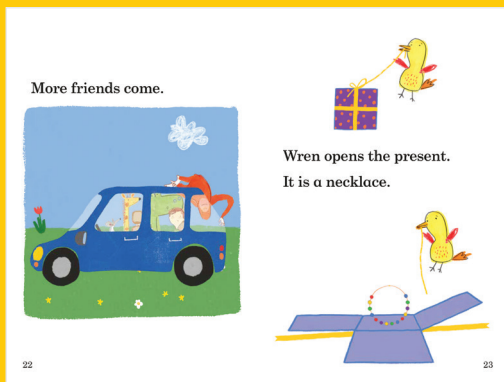
- Reader activities: 5, 11, 13, 17, 18

Divide the class into two groups. Play the song (Audio track 3) on Reader page 47, and ask the children to listen and join in. When they hear the word *party*, they should put up their hands.

Differentiation

Extra support

Before the children do the Reader activities, display Flashcards 1–14 one by one. Ask the children to help you put them in the order in which they appear in the story. Find pictures which contain a number of characters and items, for example, Reader pages 22–23, and ask the children to label them.



Extension

Fast finishers can design an invitation to Lorna's birthday party. They can write 'Please come to my party' at the top, give the day and time of the party, and illustrate their invitation with motifs such as balloons, presents and cake.