

Ladybird Readers



Question and Answer

All questions (1) My questions (1)

You 03:11 PM

How often would you recommend reading in English with a 7 year old?

Comment

Please use the Q&A button to submit questions which will be answered during the Q&A session at the end of the webinar.

Type your question here...

Zoom Webinar Chat

From Me to All panelists and attendees:
Hello from Spain

Please use the 'Chat' button for any technical queries or please email globaleducation@uk.penguin.com

To: All panelists and attendees

Your text can be seen by panelists and other attendees

You are viewing Vanessa Esteves' screen View Options

Ladybird Reader

Audio Settings ^

Chat Raise Hand Q&A

Talking: Leave

Reading with your child in English

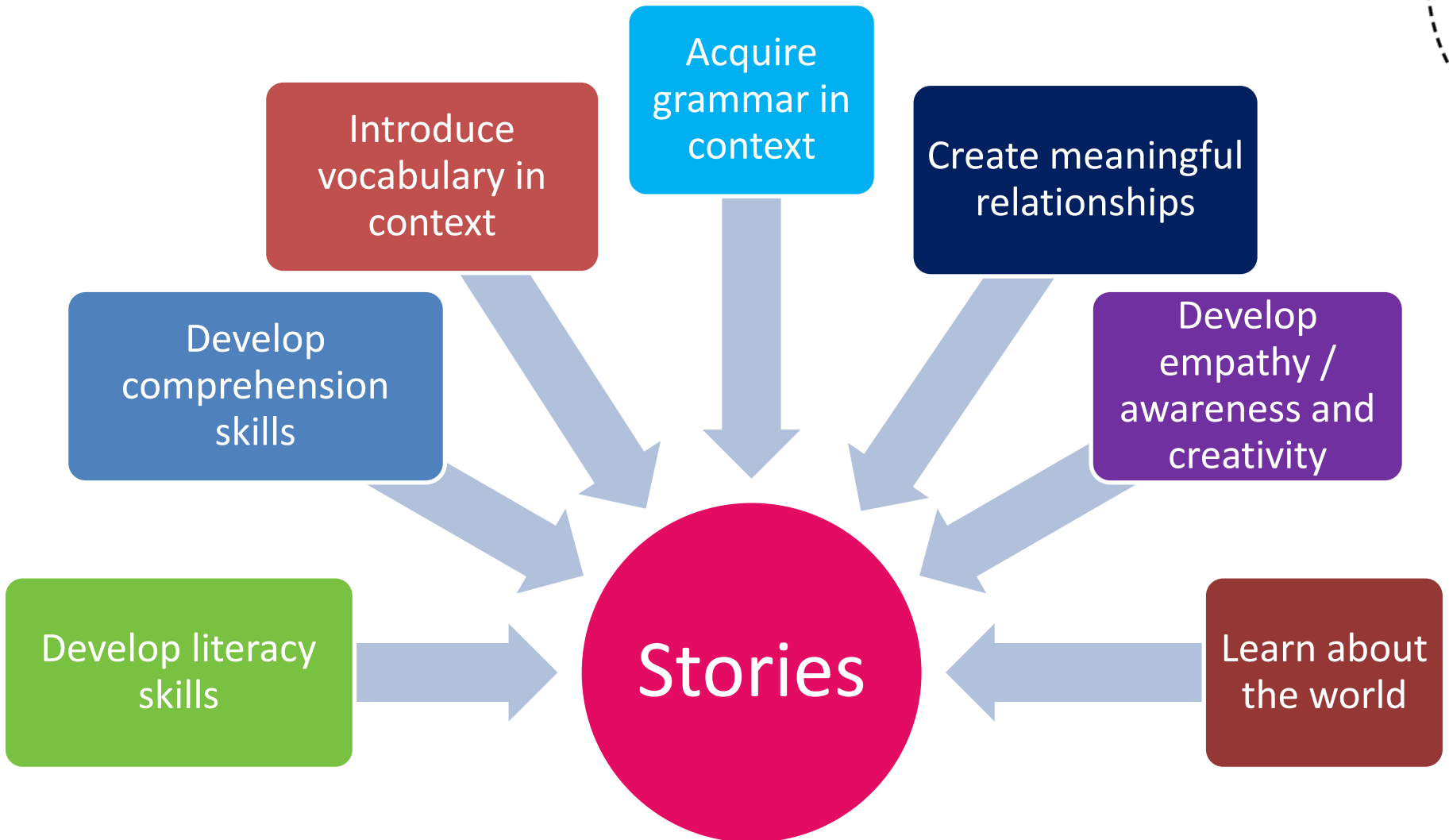


What are our aims today?

1. To discuss why it's important for children to read in English.
2. To find out how to choose the right book for your child.
3. To discuss some practical reading activities for your child.



Why read?



How do I choose the perfect book for my child?



Celebrate the love of reading
with Ladybird Readers. Graded readers and Activity Books
from Starter to Level 4. Ideal for children 4+.



www.ladybird.com/ladybirdreaders

The Ladybird graded readers website is packed with additional resources, guides and free audio.



A reading programme which is constantly being updated!

Also available



Activity Book

Included online



Audio Download



Teacher's Resources



Digital Book

Ladybird Readers

Publishing September 2019

Ladybird Readers is a series of traditional tales, modern stories, and nonfiction, written for young learners of English as a foreign language. The series follows the **CEFR framework** and includes language activities that help develop key skills and can provide preparation for the **Cambridge English: Young Learners (YLE) exams**.

Starter Level

- Book 1 introduces the alphabet in order from A-Z
- Further titles contain two versions of the same story, introducing and practising phonics and sight words
- In-book activities practise key skills: reading, spelling and writing, speaking, listening and singing



9780241393673

9780241393680

9780241393697

9780241393703

9780241393710

9780241393727

9780241393734

9780241393741

9780241393758

9780241393765

9780241393772

9780241393796

9780241393802

9780241393819

9780241393826

9780241393833

9780241393840



9780241393857



9780241393864



9780241393871



9780241393888



9780241393895



9780241393901



9780241393918



9780241393925



9780241393932



9780241393949



9780241393956



9780241393963



9780241393970



9780241393987



9780241393994



9780241394007




9780241394014


Original stories...



... fairy tales...



... classic stories...



...and non-fiction



But what level should I choose?...



Each year readers are a series of additional titles, including fiction and nonfiction, written for young learners of English as a foreign language. The series follows the **CEFR framework** and includes language activities that help develop key skills and can provide preparation for the **Cambridge English: Young Learners (YLE)** exams.

For more information go to www.ladybird.com/ladybirdreaders



**Starter
A and B**

Pre-A1
50—100 headwords

Level 1

Pre-A1
YLE starters
100—200 headwords

Level 2

A1
YLE movers
200—300 headwords

Level 3

A1 +
YLE movers
300—600 headwords

Level 4

A2
YLE flyers
600—900 headwords

Included



Audio
Download

Also available



User
Guide



Activity
Book

U.K. £4.99

ISBN 978-0-241-28354-7

9 780241 283547

www.penguin.co.uk

Lexile measure 200L



Education

www.ladybirdeducation.co.uk




Find free audio, user guides, resources
and much more, for your young
learners

Explore Books



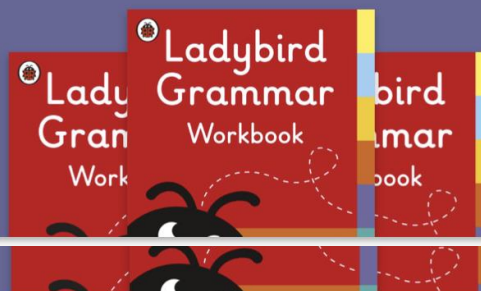
Key Words

This iconic series helps children learn to read using the most common words in the English language first



Ladybird Grammar Workbooks

Ladybird Dictionary and graded ELT Grammar Workbooks to help and support young learners.



Ladybird Readers

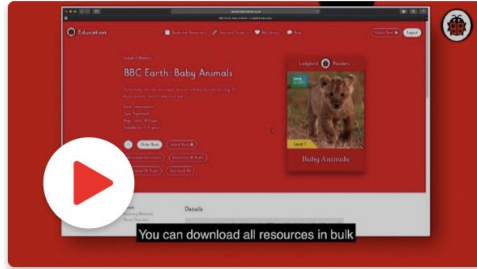
Graded ELT Readers to help inspire a life-long love of reading in young English language learners



Videos

An introduction to the series, as well as stories, and much more!

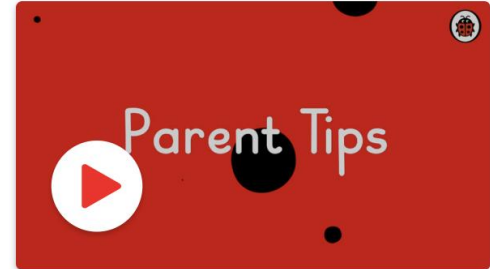
Select language:



Ladybird Readers Website Tutorial



(Mandarin) Ladybird Readers Website Tutorial



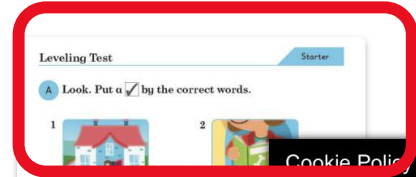
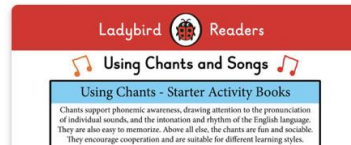

Parent tips – Ladybird Readers



Load more

Learning Materials

We have a range of lesson plans, tasks, and so much more!





Ladybird Readers Website Tutorial



(Mandarin) Ladybird Readers Website Tutorial



Parent tips – Ladybird Readers



Load more

Learning Materials

We have a range of lesson plans, tasks, and so much more!

Ladybird Readers
www.ladybirdeducation.co.uk

Unlock your Ladybird Readers* online to view complete books as PDFs. Perfect for use in the classroom.

Step-by-step instructions

1. Purchase Ladybird Readers graded readers.
2. Visit www.ladybirdeducation.co.uk and click on the padlock.
3. Sign in or register.
4. Enter the ISBN of the Ladybird Reader that you have bought and would like to unlock. Click on Unlock book.
5. Have a look in your book and answer the question about the special word. Click Unlock book.
6. You've unlocked your book! Click on Go to my Book to view the digital version, or on Go to My Library to see all of your unlocked and Reserve books.

How to unlock Ladybird Readers online



1.1MB

Ladybird Readers

Using Chants and Songs

Using Chants - Starter Activity Books

Chants support phonemic awareness, drawing attention to the pronunciation of individual sounds, and the intonation and rhythm of the English language. They are also easy to memorize. Above all else, the chants are fun and sociable. They encourage cooperation and are suitable for different learning styles.

The chants on page 16 of the Ladybird Readers Activity Books provide a grand finale which children will love. They target the focus sounds used in the story, and provide meaningful, fun repetition through catchy rhythms.

Activities

- Before listening, children can match sounds in the chants to Flashcards of the words with those sounds.
- Make sound cards to hold up and match with the Flashcards.
- Divide the children into sound- and word groups. Give each sound group a sound from the chant, and each word group a word from the chant. When listening to the chant, the sound groups should join in with their sound, and the word groups should chant their word.
- After listening to the chants, encourage the children to think of more words with the key sounds. They could even make a new chant by substituting the words in the recorded chants with their own.

Singing Skills - Activity Books Levels 1 - 4

Children love singing. The rhythm and melody of each song helps children to memorize the words and pronounce them clearly.

You can help children to remember the song by drawing attention to repeated patterns. For example, you can show how the sounds made by the letter patterns -it, -up, and -ook are repeated in different words in the song from The Magic Porridge Pot (Level 1).

Find and click on your favourite book to download audio recordings of the chants and songs from www.ladybirdeducation.co.uk

Using chants and songs – Ladybird Readers



2MB

Ladybird Readers

Assessing children's progress in reading

Children's progress in reading usually follows these stages.

- 1 Beginner stage (Beginner to Level 1)**
At the first stage, children start to identify the sounds made by the letters, and will rely on their knowledge of the general meaning of the story. They will use clues from the pictures and the shape of a word.
- 2 Mastering decoding (Levels 2 to 3)**
At this stage, young learners will be able to recognize familiar words and read short parts of the text with clear pronunciation.
- 3 Reading independently (Level 4)**
At this stage, young learners are ready to read on their own and to choose their own books.
- 4 Established readers (Levels 5 to 6)**
At this stage, young learners will be confident readers, able to categorize information from the text, retell and summarize the stories, predict events, and understand the characters and their motives.

www.ladybirdeducation.co.uk

Ladybird Readers – Which Level?



10.9MB

Leveling Test Starter

A Look. Put a ✓ by the correct words.

1 zoo house bed food

2 book lion leg boat

B Look. Say the words. Put a ✓ by the word with the same sound.

3 arm teeth farm happy town

4 box home egg fun sock

5 fish run kick sleep hug

page 1 Ladybird Readers

Ladybird Readers Leveling Test and Answer Key



6MB

Load more

Level test & answer keys

Leveling Test

Level 1

A Look and read. Put a by the correct words.



- computer
- cat
- pencil
- dog



- juice
- bread
- people
- radio

B Look and read. Put a by the correct words.

3 My friend has two ...

- cat.
- cat's.
- cats.
- cats'.

4 Have you got ... brother?

- the
- a
- an
- any

5 I am ... a book.

- read
- reading
- reads
- reader

Leveling Test

Level 2

A Look and read. Put a by the correct words.



- burger
- kite
- coat
- carrots



- town
- bathroom
- tomorrow
- flower

B Look and read. Put a by the correct sentences.

3 Yesterday we went to the cinema.

- A
- 1 house
 - 2 book
- B
- 3 farms
 - 4 sock
 - 5 kick

4 Toni wants to go home.

If a child gives 0-1 correct answers they can try the Starter Level but will need additional help.

If they give 2-3 correct answers, they should read the Starter Level Readers.

If they give 5 correct answers they could try Level 1, but see how they perform on the rest of the test.




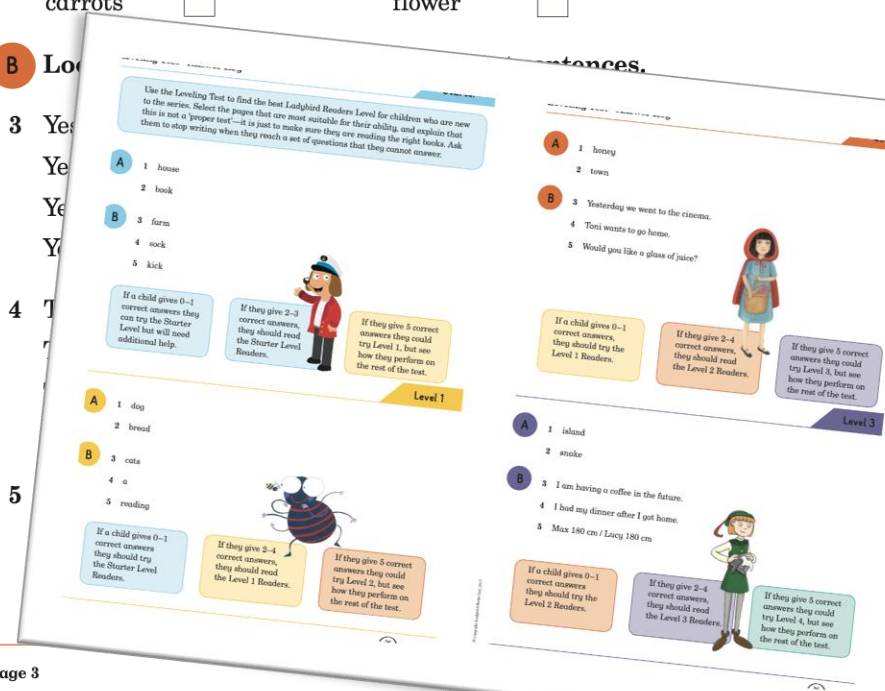
5 Would you like a glass of juice?

- A
- 1 dog
 - 2 bread
- B
- 3 cats
 - 4 a
 - 5 reading


If a child gives 0-1 correct answers they should try the Starter Level Readers.

If they give 2-4 correct answers, they should read the Level 1 Readers.

If they give 5 correct answers they could try Level 2, but see how they perform on the rest of the test.

How can I get my child to enjoy reading the book?





Ladybird Readers

Anansi Helps a Friend

Anansi's children are not happy. Monkey and Rat's children do not want to play. But one day, Anansi and his children help Snake.

Level: Intermediate

Type: Paperback

Page Count: 48 Pages

Suitable for: 5-6 years



Order Book


View Book

Download Documents

Download UK Audio

Download US Audio

Download All



Extra resources online

www.ladybirdeducation.co.uk



Education

Unlock Your Book

Close


To unlock your book, please fill out the questions below.

Enter the ISBN for your book



(No spaces or dashes)

Unlock book



Extra resources online

www.ladybirdeducation.co.uk



Education

Unlock Your Book

Close



The word entered is incorrect, please try another.

Anansi Helps a Friend

What's the 3rd word on page 26?



(Case Sensitive)

Unlock book

Ladybird Readers



Level 1

Anansi Helps
a Friend

Extra resources online

www.ladybirdeducation.co.uk



Education

Unlock Your Book

Close



Congratulations, Anansi Helps a
Friend is unlocked!

It is available view at any time from your My-Library.

[Go to My-Library](#)

[Go to Book](#)

Ladybird Readers

Anansi Helps a Friend

Anansi's children are not happy. Monkey and Rat's children do not want to play. But one day, Anansi and his children help Snake.

Level: Intermediate

Type: Paperback

Page Count: 48 Pages

Suitable for: 5-6 years



Order Book


View Book

Download Documents

Download UK Audio

Download US Audio



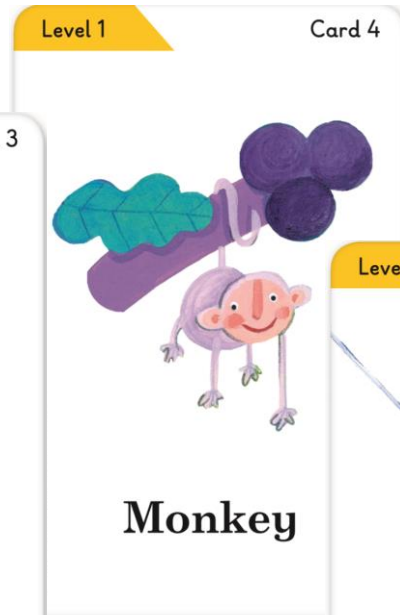

Download All



www.ladybirdeducation.co.uk

ocal Disk (C:) > Users > vcrei > AppData > Local > Packages > Microsoft.MicrosoftEdge_8wekyb3d8bbwe > TempState > Downloads > Anansi Helps a Friend (3)

Name	Type	Compressed size	Password pr...	Size	Ratio	Date
Anansi-Helps-a-Friend-Activity-Answer-Key-LADYBIRD-READERS-LEVEL-1	PDF File	217 KB	No	273 KB	21%	23/0
Anansi-Helps-a-Friend-Flashcards-LADYBIRD-READERS-LEVEL-1	PDF File	1,870 KB	No	2,136 KB	13%	23/0
Anansi-Helps-a-Friend-Lesson-Plan-LADYBIRD-READERS-LEVEL-1	PDF File	615 KB	No	735 KB	17%	23/0
Anansi-Helps-a-Friend-Reader-Answer-Key-LADYBIRD-READERS-LEVEL-1	PDF File	212 KB	No	264 KB	20%	23/0



But I'm not an English teacher, so what do I do?



Stories

Singing

Playing games


Fun English work



Who doesn't love hearing / sharing a good story?



1. Experience the magic of reading together



Title

Age	Lexile	Key Stage	CEFR	K-12	YLE
5 - 6	380L	1	Pre-A1	-	Starters

Downloads

-  Audio US >
-  Audio UK >
-  Answer keys & lesson plans >

Download Everything 17.3MB 



Anansi the spider has got
many small children.


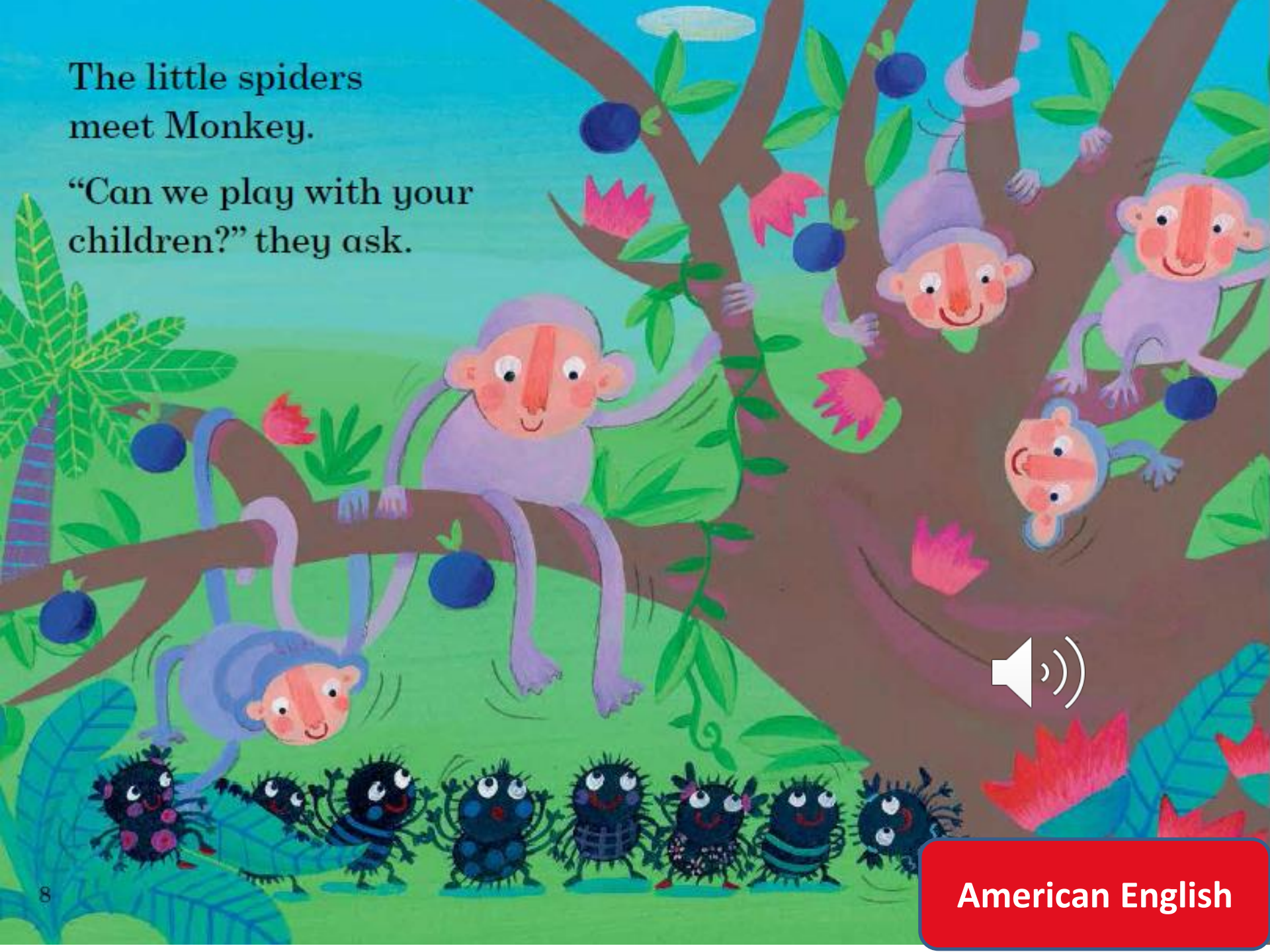
Anansi's children like
playing games.



British English

The little spiders
meet Monkey.

“Can we play with your
children?” they ask.



American English

Title: Anansi Helps a Friend

Date: 23rd September 2017

1. I read the story with my dad.

Here is a photo of us reading the story.



2. Our favourite part is...



3. We think the story is:



4. Signature 1:

Signature 2:



Ladybird Readers

The Magic Porridge Pot


One day, an old woman gives a little girl a magic porridge pot. The little pot cooks some porridge. Now, there is too much porridge!

Level: Intermediate

Type: Paperback

Page Count: 48 Pages

Suitable for: 5-6 years



Order Book

View Book

Download Documents

Download US Audio

- 1.-The-Magic-Porridge-Pot-Reader-UK-LADYBIRD-READERS.mp3
- 2.-The-Magic-Porridge-Pot-Activity-4-Page-5-UK-LADYBIRD-READERS.mp3
- 3.-The-Magic-Porridge-Pot-Song-Page-16-UK-LADYBIRD-READERS.mp3

2. Have a talent show...

Song



15 Sing the song. 🎵 *



“Here’s a magic pot,” the old woman says.

“Cook, little pot! Cook, cook, cook!”

The little pot cooks. Then the old woman says,

“Stop, little pot! Stop, stop, stop!”



“Here’s a magic pot,” the little girl says.

Her mother says the words and the little pot cooks.

But she doesn’t know the words. How does it stop?

There’s porridge in the kitchen! There’s porridge in the street!


“Stop, little pot!” says the little girl, “STOP!”

And the people in the town eat, eat, eat.



Extra resources online

www.ladybirdeducation.co.uk



“Here’s a magic pot,” the old woman says.

“Cook, little pot! Cook, cook, cook!”

The little pot cooks. Then the old woman says,

“Stop, little pot! Stop, stop, stop!”

“Here’s a magic pot,” the little girl says.


Her mother says the words and the little pot cooks.

But she doesn’t know the words. How does it stop?

There’s porridge in the kitchen! There’s porridge in the street!

“Stop, little pot!” says the little girl, “STOP!”

And the people in the town eat, eat, eat.



3. Ready for a game?



Ladybird Readers

Anansi Helps a Friend

Anansi's children are not happy. Monkey and Rat's children do not want to play. But one day, Anansi and his children help Snake.

Level: Intermediate

Type: Paperback

Page Count: 48 Pages

Suitable for: 5-6 years



Order Book

View Book

Download Documents

Download UK Audio

Download US Audio

Download All


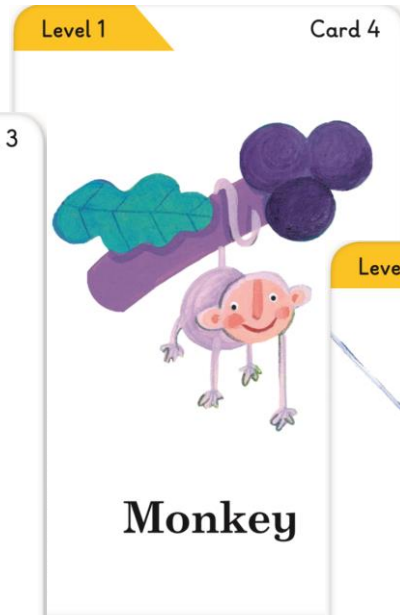



www.ladybirdeducation.co.uk

ocal Disk (C:) > Users > vcrei > AppData > Local > Packages > Microsoft.MicrosoftEdge_8wekyb3d8bbwe > TempState > Downloads > Anansi Helps a Friend (3)

Search Anansi Helps a Friend (3)

Name	Type	Compressed size	Password pr...	Size	Ratio	Date
Anansi-Helps-a-Friend-Activity-Answer-Key-LADYBIRD-READERS-LEVEL-1	PDF File	217 KB	No	273 KB	21%	23/0
Anansi-Helps-a-Friend-Flashcards-LADYBIRD-READERS-LEVEL-1	PDF File	1,870 KB	No	2,136 KB	13%	23/0
Anansi-Helps-a-Friend-Lesson-Plan-LADYBIRD-READERS-LEVEL-1	PDF File	615 KB	No	735 KB	17%	23/0
Anansi-Helps-a-Friend-Reader-Answer-Key-LADYBIRD-READERS-LEVEL-1	PDF File	212 KB	No	264 KB	20%	23/0




Spin the bottle- What can you remember about?



4. Do the activities at the end of the reader

Activities


The key below describes the skills practiced in each activity.

 Spelling and writing



 Reading


 Speaking

 Critical thinking


 Preparation for the Cambridge Young Learners Exams




1 Look and read. Write the correct words on the lines.  



- The first son's present from his father. mill
- The second son's present from his father. _____
- The third son's present from his father. _____
- Puss wanted these for his feet. _____
- A man who lives in a castle. _____

4 Find the words. 




50

5 Look and read. Write *yes* or *no*.   





- Was the boy really the Lord of Carrabas? no
- Did Puss catch two partridges and take them to the king? _____

10 Match the two parts of the sentences. 



- The king's carriage left, and a said the men.
- b Puss spoke to the men.



56

11 Read the questions. Write answers using the words in the box.  



magic lion eat mouse

- Why did the ogre say, "Come in."?

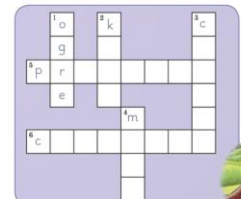
14 Choose the best answer.  

- The princess and Puss's master a were happy together.
 b were not happy together.
- The king was happy because
 a his daughter married a rich man.
 b his daughter had a clever cat.
- Puss was happy because
 a he met the king.
 b he made money for his master.
- The princess was happy because
 a she lived in an ogre's castle.
 b she was in love.



60

15 Do the crossword.  



Down Across

- A big, ugly man.
- A very important man.
- A very big house. Kings live here.
- A place next to water. Food is made there.
- The daughter of a king.
- Kings travel in this.



61

4 skills



Extra resources online

www.ladybirdeducation.co.uk

Ladybird Readers

Puss in Boots

There was a cat whose name was Puss, and he could talk. Puss had an idea to help his master, so his master gave Puss some boots and a bag.

Level: Advanced

Type: Paperback

Page Count: 64 Pages

Suitable for: 7-8 years



Order Book


View Book

Download Documents

Download UK Audio

Download US Audio

Download All




Find the answer online...



LR_L3_PussinBoots_RolePlay_download.pdf	Today at 16:02	433 KB	PDF Document
Puss-in-Boots-Activity-Answer-Key-LADYBIRD-READERS-LEVEL-3.pdf	Today at 16:02	284 KB	PDF Document
Puss-in-Boots-Flashcards-LADYBIRD-READERS-LEVEL-3.pdf	Today at 16:02	6,1 MB	PDF Document
Puss-in-Boots-Lesson-Plan-LADYBIRD-READERS-LEVEL-3.pdf	Today at 16:02	541 KB	PDF Document
Puss-in-Boots-Reader-Answer-Key-LADYBIRD-READERS-LEVEL-3.pdf	Today at 16:02	247 KB	PDF Document

Puss in Boots – Reader Answer Key Level 3

Puss in Boots Reader Answer Key



page 1 Ladybird Readers

Puss in Boots – Reader Answer Key Level 3

Page 47 – Activity 1

- mill
- donkey
- Puss
- boots
- king

Page 48 – Activity 2

- T
- T
- F (He left his cat to his third son.)
- F (He left his donkey to his second son.)
- T

Page 49 – Activity 3

Reader's own answers

Page 50 – Activity 4

m	i	l	l	c	c	q	c	m
y	d	l	o	a	a	u	l	l
b	o	o	t	s	l	k	m	t
a	n	n	n	t	t	i	a	o
t	k	p	e	l	s	n	g	g
l	e	u	a	e	e	g	c	r
p	a	r	t	r	i	d	g	e
s	l	r	c	s	m	e	l	s
p	r	e	v	t	y	o	w	m

Page 51 – Activity 5

- no
- yes
- yes
- no
- yes

Page 52 – Activity 6

- They were near a river.
- He saw the king's carriage.
- Two people.
- The king's men.

Page 53 – Activity 7

- must
- jumped
- Help me!

Page 54 – Activity 8

Reader's own answers

Model answers

- Why did Puss take a rabbit and two partridges to the king?
Because he wanted the king to like his master.
- Why did Puss tell his master to jump in to the river?
Because he wanted the king to meet his master.
- Did Puss want the king to take the boy home? Why? / Why not?
Yes, because he wanted the king to think he was the Lord of Carrabas.

Page 55 – Activity 9

- Puss ran in front of the carriage.
- "Who lives in that castle?" Puss asked the men.

page 2 Ladybird Readers

Puss in Boots – Reader Answer Key Level 3

Page 56 – Activity 10

- b
- e
- c
- a
- d

Page 57 – Activity 11

- He wanted to eat Puss.
- If he could do magic.
- A lion.
- A mouse.

Page 58 – Activity 12

- Puss heard people at the door.
- Puss opened the door, and he saw the king, the princess, and his master.
- The ogre changed into a mouse, and Puss jumped on it.
- "This is my master's castle," said Puss.
- Puss ate the mouse.

Page 59 – Activity 13

- When the father died, he left his sons some presents.
- When Puss and his master were near a river, Puss saw the king's carriage on the road.
- When Puss opened the door, he saw the king, the princess, and his master.

Page 60 – Activity 14

- a
- a
- b
- b

Page 61 – Activity 15

	'o	'k		'c			
	g	i		a			
'p	r	i	n	c	e	s	s
e		g			t		
'c	a	r	r	'm			
				l			
				l			

Page 62 – Activity 16

- Ogres were **big men** who liked to eat people.
- In many stories, ogres lived in **old castles**.
- In the story, Puss eats the ogre when the ogre changes from a **lion into a mouse**.

Page 63 – Activity 17

- b
- a
- b
- b

page 3 Ladybird Readers



Children should learn that reading is a pleasure, not just something that teachers make you do at school.

Beverly Cleary

Reading with your child in English



Thank you 😊

