


Lesson Plan



In the jungle lives an enormous crocodile with clever ideas. He wants to eat children. Can the animals in the jungle help the children?

CEFR Level A1+
YLE Movers
Text type: modern story
Word count: 600
Lexile measure: 480L

Lesson objectives

Vocabulary focus

Adjectives: *big, brown, clever, enormous, excited, horrible, hot, hungry, little, nice, small, straight, sweet, wooden*

Animals: *bird, crocodile, elephant, monkey*

Verbs: *bite, catch, come, eat, go, hold, laugh, meet, put, run, sit, stand, swim, throw*

Places: *fair, jungle, picnic place, playground, river*

General: *bang, bench, child, cloud, flowers, fruit, grass, idea, moon, roundabout, sausage, see-saw, star, sun, tail*

Grammar focus

Adjectives (comparatives and superlatives)

Reading skills

Identifying characters

Cross-curricular connections

Art (drawing pictures)

Music (song)

Science (animals)

Social studies (helping others)

Resources

Reader

Activity Book

Audio (UK/US) tracks 1, 4

Flashcard download 1–13

Timing: 40–60 minutes

This is to be used as a general guide and will depend on group size, the pace of learning, and the children's language ability.

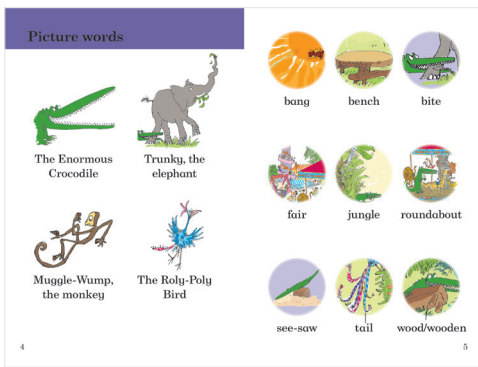
We would suggest 10 minutes for **Before reading**, 20 minutes for **During reading**, and 10 minutes for **After reading**. Additional time can be used for further activities.

Lesson plan

Before reading

Show the children the cover of the Reader but hide the title. Point to the crocodile and ask: *What animal is this?* and elicit or teach: *It's a crocodile*. Ask questions about the crocodile: *What color is he? Are his teeth big or small? Is he scary?* Reveal the title and mime enormous. Help the children to guess the meaning. Ask more questions about the picture: *What is the crocodile doing? What does he want to do, do you think? Where is the bird?* Explain that Roald Dahl is the name of the writer of the story, and that he wrote a lot of stories for children.

Ask questions about the setting, for example: *Where are these animals?* Establish that they are in a jungle. Ask: *What do you know about the jungle? Would you like to go there? What other animals live in the jungle?*




Ask the children to look at Reader pages 4–5 and introduce the characters and other vocabulary.

Go over the different characters, and encourage the children to repeat the names after you. Have fun saying the names quickly and slowly. Ask questions to help the children differentiate between the characters: *Which animal has lots of teeth? Which one can fly? What is the monkey’s name?* Make statements and ask the children to tell you if they are true or false, for example: *The Roly-Poly Bird is green and yellow.* Award points for correct answers.

During reading

Read out or play the recording of the text (Audio track 1) and ask the children to follow in their books. When a new character is introduced, stop and ask questions about him. Elicit as many adjectives as possible. For example, after Reader pages 14–15, ask: *What animal is this? What is his name? What color is he? Is his tail long or short? Is he fat or thin?*



Read out or play the recording of the text again. Stop at pictures of the different characters, but this time ask questions to encourage children

to compare their physical characteristics. For example: *Is the crocodile the same color as the monkey? Is the elephant bigger than the bird? Which animal has the shortest legs/ the biggest teeth?* Check that the children understand the ending of the story. Ask: *What did Trunky do to the Enormous Crocodile? Where did the crocodile go?*

After reading

Divide the class into teams. Display some adjectives from the story, for example: *big, hungry, clever.* Ask a child from each team to name a character the adjective can be applied to. Award points for correct answers. For extra points, teams can retell a part of the story about that character. Get teams to make statements about the characters for the other team to correct, for example: *The Enormous Crocodile is very small.* They can also give you the comparative or superlative of adjectives. Talk more about the characters and events in the story. Ask: *Do you like this story? Why/why not? Who is your favorite character? What does he do in the story?* Ask about the Enormous Crocodile: *Do you feel sad about the Crocodile? Was he clever, do you think? Why/why not?*

The children can do the following activities to focus on the characters in the story.


- Reader activities: 1, 3, 6, 11, 14, 16, 17
- Activity Book activities: 8, 10, 14

Play the song (Audio track 4) on Activity Book page 16. Encourage the children to listen and join in. Demonstrate some actions, and encourage the children to mime them with you. When they hear the word *crocodile*, they should stand up.

Differentiation

Extra support

Before the children do the Reader and Activity Book activities, go over Flashcards 1–13 again. Choose some Reader pages which show a number of characters and items, for example, pages 30–31. Help the children to label them.



Extension

Fast-finishers can choose two characters from the story and draw pictures of them. They can write two or three sentences to compare them, for example: *Muggle-Wump's tail is longer than Trunky's.* *The Roly-Poly Bird likes fruit but the Enormous Crocodile likes children.*