


Lesson Plan



The bad queen was angry. “Take Snow White into the forest, and kill her,” she said to her huntsman.

CEFR Level A1+
 YLE Movers
 Text type: traditional tale
 Word count: 684
 Lexile measure: 490L

Lesson objectives

Vocabulary focus

People: *baby, dwarf, king, huntsman, prince, queen*

Adjectives: *angry, beautiful, black, sad, tired, white, young*

Verbs in the past simple tense: *asked, ate, came, called, died, fell, fell (in love), found, got married, had, kissed, put on, left, lived, looked, opened, ran, rode, said, spoke, thought, took, was, went, woke up*

Verbs: *go (home), kill, want, work*

Grammar focus

Adjectives

Reading skills

Recognizing the difference between narration and direct speech

Cross-curricular connections

Art (drawing)

Music (song)

Social studies (good and bad behavior)

Resources

Reader

Activity Book

Audio

Flashcard download 1–12

Timing: 40–60 minutes

This is to be used as a general guide and will depend on group size, the pace of learning, and the children’s language ability.

We would suggest 10 minutes for **Before reading**, 20 minutes for **During reading**, and 10 minutes for **After reading**. Additional time can be used for further activities.

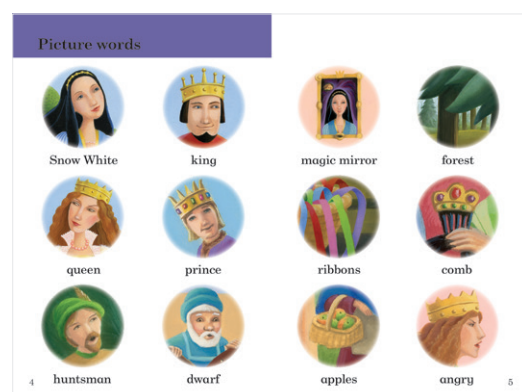
Lesson plan

Before reading

Show the children the front cover of the Reader and read out the title of the story. Then, point to the picture and say: *This is Snow White.*


Do you know this story? If they say yes, ask: *Who is Snow White? Can you remember what happens in the story?*

Ask the children to look at the **Picture words** and introduce the new vocabulary. Check understanding of the words.




During reading

Read out or play the Audio recording of the story. Ask the children to follow in their book. Every few pages, stop and ask the children questions to check their understanding. Focus on whether the characters' actions are good or bad. For example, after Reader pages 12–13, ask: *What did the queen ask the huntsman to do? Is this a good or bad thing to do?*



Continue to read the text or play the recording. After Reader pages 22–23, ask: *Who did the dwarfs find in their house? What do they decide to do? Is this a good or bad thing to do?*



Make word cards for the adjectives in the story (see the list on page 1) and display them so that children can see them. Check understanding by eliciting the opposite of each adjective. Read or play the story a second time and ask children to shout *Stop!* every time they hear one of these adjectives, then ask them to point to the corresponding word card. When they do this, ask them: *What / Who is it describing?* Remind the children that in English, the adjectives comes before the word it is describing.

After reading

After finishing the story, display the blurb on the back cover of the Reader and explain to the children that stories are usually written with both direct speech and narration. Tell the children that *The bad queen was angry* is narration while "Take Snow White into the forest, and kill her," is direct speech. Draw their attention to the inverted commas and explain that these indicate direct speech. Then, read aloud different lines from the story and ask the children: *direct speech or narration?*

The children can do the following activities to practice understanding direct speech and identifying speakers:

- Reader activities: 3, 8, 16
- Activity Book activities: 8, 9, 13

The children can do the following activities to practice adjectives:

- Reader activities: 4, 11, 13
- Activity Book activities: 2, 4, 5, 9

Ask children to look at the song on Activity Book page 16. Go through the song and ask the children to point out the direct speech. Then, divide the children in to two groups. Ask the first group to sing all of the narration while the second group sings the direct speech. Play the song a couple of times. Then, swap and repeat.

Differentiation

Extra support

Work through the Reader and Activity Book activities listed above orally with the children first, then ask them to write the answers in their books.

Extension

Children could work in a group and make hats for their character (crown for the prince, cap with feather for the huntsman, woollen hat for the dwarfs) and act out a scene.