

Crossword

Can you fit these words into the crossword grid below?



t									
			d					a	
		s							

passenger
 steam
 train
 cars
 underground



True or false?

Are the sentences true or false?
Circle the correct answers.

- 1 Underground trains go up and down hills.

True
False
- 2 You can take a fast train to go on holiday.

True
False
- 3 People go to work on an underground train.





True
False
- 4 Passenger trains carry goods, like coal.

True
False
- 5 New trains run on steam.

True
False

Choose the word

Circle the correct word in each of these sentences.

- 1  If you want to go on a **trip** / **walk**, you can take a train.
- 2  The trains are taking **people** / **goods** to work.
- 3  These trains **is** / **are** taking people on a trip underground!
- 4  **Old** / **New** trains can take you up hills and down hills.

