



About 1,000 years ago, there were men called knights. They lived in castles. It took many years to become a knight!

CEFR Level A2
 YLE Flyers
 Text type: nonfiction
 Word count: 683
 Lexile measure: 560L

Lesson objectives

Vocabulary focus

People: *enemies, lady, knight, page, squire*
 Animals: *dog, falcon, horse*
 Activities: *fighting, jousting, hunting, riding*
 General: *armor, cannon, castle, competition, tournament*

Grammar focus

Questions and answers in the past simple

Reading skills

Vocabulary development

Cross-curricular connections

Art (drawing and labeling)
 History (life 1,000 years ago)
 IT (online research)
 Music (song)

Resources

Reader
 Activity Book
 Flashcard download 1–12
 Audio download (UK/US) tracks 1, 2, 4

Timing: 40–60 minutes

This is to be used as a general guide and will depend on group size, the pace of learning, and the children's language ability.

We would suggest 10 minutes for **Before reading**, 20 minutes for **During reading** and 10 minutes for **After reading**. Additional time can be used for further activities.

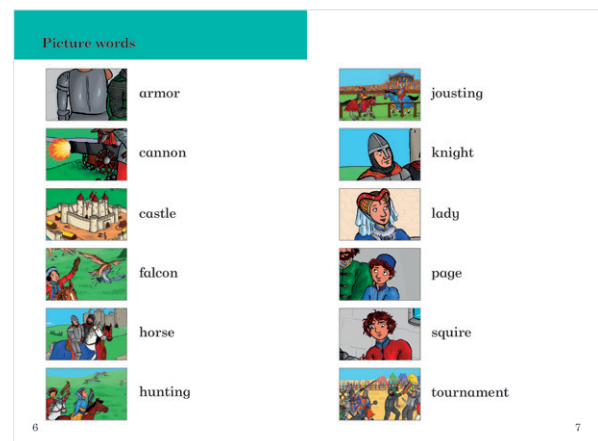
Lesson plan

Before reading

Show the children the title of the Reader but hide the picture. Explain that this book is about long ago. Establish that a knight is a person and a castle is a place. Reveal the picture and ask the children to point to the knights and the castle. Ask questions, for example:

How many knights can you see? What are they doing? Who lives in the castle?

Ask the children to look at Reader pages 4–5. Choose some headings and ask them to turn to the appropriate pages. Show the children the picture words on Reader pages 6–7. Ask: *Which picture(s) show people/an animal/a bird/a building/something to wear?* Then practice the pronunciation of difficult words. Take time to make sure that the children understand the picture words.



During reading


Read out or play the recording of the text (Audio Track 1) and ask the children to follow in their books. After every section, stop and ask questions to check their understanding, for example: *How long did it take to become a knight? What did squires do?* Elicit answers in the simple past.

Read out or play the text again. Focus on life in a castle, and ask questions:

What was a castle? Who lived there?

What happened when enemies came?

Show the children Reader pages 34–35. Ask: *How did people enjoy themselves?* Elicit as much vocabulary as possible and help the children form answers in the simple past, for example: *They danced. They played music.*



After reading

Hold up the Flashcards one by one. Make statements about them and ask the children to tell you if they are true or false, for example:

A castle had strong walls. A squire was younger than a page.

Organize a spelling competition. This can be done with the whole class or in teams. Give the children a few minutes to learn the spellings, then ask them to sit in two teams.

Hold up a Flashcard, for example, *castle*, but cover the word. Ask a child from Team A to say the word, then spell it out loud. Write the letters as they do this. If correct, the team gets a point.

The children can do the following activities to focus on vocabulary development:


- Reader activities: 1, 8, 11, 13, 14
- Activity Book activities: 1, 2, 4, 6 (Audio Track 2), 8, 11

To reinforce the text, play the song (Audio Track 4) on Activity Book page 16 a couple of times. Divide the class into four groups and encourage each group to join in with a verse of the song. All groups should sing the last line of each verse.

Differentiation

Extra support

Before the children do the Reader and Activity Book activities, display the words: *bedroom, castle, dining room, fire, kitchen, knight, lady, wall*. Help the children point to these items on Reader pages 24–25.



Extension

Fast-finishers can do online research to find out information about a castle they know or have heard about, for example, where it is, when it was built, and what happened there. Alternatively, they can draw their own picture of a knight or a castle, and label it.