

Lesson Plan



Dinosaurs lived on Earth in the past. Some dinosaurs liked plants, some liked meat. Some dinosaurs were big and some were small!

CEFR Level A1
 YLE Movers
 Text type: nonfiction
 Word count: 168
 Lexile measure: 400L

Lesson objectives

Vocabulary focus

Parts of the body: *claws, legs, mouth, teeth*

Adjectives: *big, small, strong*

General: *Earth, in the past, meat, now, plants*

Grammar focus

Past simple

Reading skills

Categorizing information

Cross-curricular connections

Art (drawing dinosaurs)

History (the past)

Music (song)

Science (dinosaurs, parts of the body)

Resources

Reader

Activity Book

Flashcard download 1–7

Audio download (UK/US) tracks 1, 2, 4

Timing: 40–60 minutes

This is to be used as a general guide and will depend on group size, the pace of learning, and the children's language ability.

We would suggest 10 minutes for **Before reading**, 20 minutes for **During reading** and 10 minutes for **After reading**. Additional time can be used for further activities.

Lesson plan


Before reading

Hide most of the cover of the Reader, but show the children a small part of the dinosaur and ask: *What is this?* Gradually reveal more of the picture until one of the children recognizes it is a dinosaur. Read out the title of the Reader. Ask questions, for example:

What do you know about dinosaurs? What is this dinosaur's name? What other dinosaurs do you know? Do dinosaurs live now?

During reading


Ask the children to look at Reader pages 8–9. Read out or play the first part of the recording of the text (Audio track 1) and ask the children to follow in their book. Then ask them if they know the names of any of the dinosaurs in the picture.



Continue to read out or play the recording of the text and after every few pages, stop and ask questions to check the children’s understanding. Use past simple questions and don’t encourage the children to say the names of the dinosaurs, unless they want to.


For example:

Did Triceratops eat plants or meat? Was it a big or small dinosaur? Did Diplodocus have long or short legs? What did Velociraptor fight with?



Read out or play the recording of the text again and after every few pages, stop and ask the children to tell you an interesting fact about the dinosaurs. Encourage the children to use the past simple. For example:

- Pages 8–9: *They lived in the past.*
- Pages 10–11: *Some dinosaurs ate plants.*
- Pages 14–15: *Some dinosaurs were very small.*
- Pages 18–19: *Some dinosaurs had big, strong teeth.*



After reading

Encourage the children to practice saying the names of the dinosaurs. Show Flashcards 1–4, and ask the children to repeat the name after you, loudly, quietly, quickly, slowly, etc. to make the practice more fun.

To focus on categorizing the dinosaurs, say: *Let’s put the dinosaurs into groups.*

Ask questions, for example:

- Which dinosaurs ate plants/meat?*
- Which dinosaurs were big/small?*
- Which dinosaurs had big, strong teeth/claws?*

For each question, ask the children to help you group the Flashcards to show which dinosaurs can be put into the different categories.

The children can do the following activities to focus on describing dinosaurs using the past simple:

- Reader activities: 2, 5, 6, 7, 8, 11, 12, 20, 21
- Activity Book activities: 4 (Audio track 2), 6, 8, 9, 11, 12

To finish the lesson, play the song (Audio track 4) on Activity Book page 16 and encourage the children to join in with *Dinosaurs! Dinosaurs!*

Differentiation

Extra support

To help the children with the categorizing activity, let them look through the Reader to find useful information.

Extension

Fast-finishers can do Activity Book activity 13. Then in pairs they can take turns to describe another dinosaur for their partner to draw. They can present their dinosaurs to the other children.